



NEW ALIPORE COLLEGE

(GOVT. SPONSORED) (NAAC ACCREDITED • GRADE B⁺)

NEW ALIPORE, KOLKATA-700 053

Ref. No. NAC / AD / 2020 / 59

Date 27.12.2020

ADMISSION NOTICE

All the students of **B.A. / B. Sc. / B.Com 3rd and 5th Semesters** for the Academic Session 2020 – 2021 are directed to follow the instruction for online deposit of Admission Fees for 3rd and 5th Semesters (no fees will be collected in offline mode) **from 02/01/2021 to 16/01/2021.**

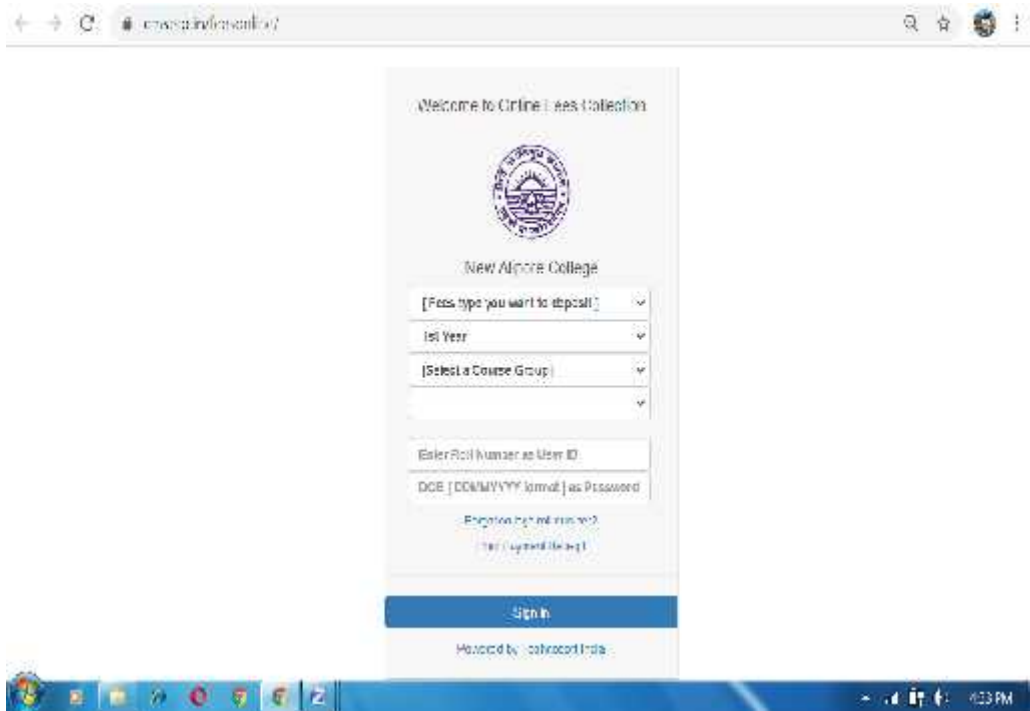
Students are also directed to check their **net connection properly** before paying their Fees **Online**. The college authorities will **not be liable / responsible** in any way for the **unsuccessful payment**. In case of any **double payment (or more than one payment) of particular fees** for a student, the College will **refund** the amount directly from the College office. Hence, if a student has any **refund issue**, he or she is asking to contact to the College office to resolve the issue as soon as possible. In case of each **successful payment**, keep a payment receipt where the payment status should be written **successful**. Contact your **Bank Authority for unsuccessful payment**. You can still contact the college authorities if needed.

Step 1: Type URL: www.newaliporecollege.ac.in

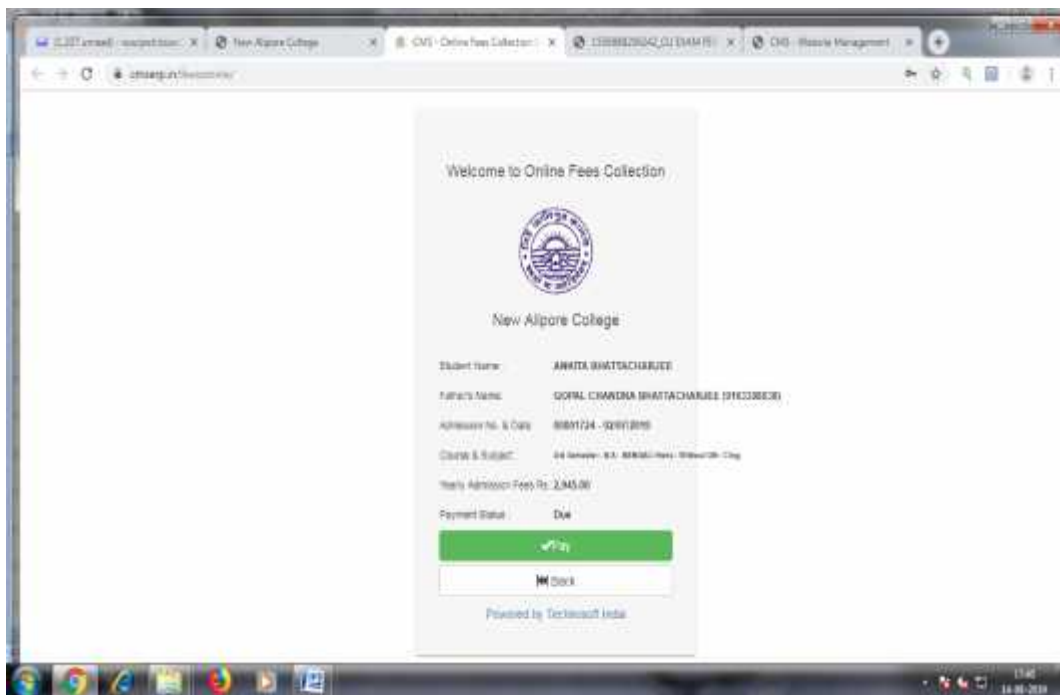
Step 2: Click on “**Online Fees**”

The screenshot shows the website interface for New Alipore College. The browser address bar displays 'newaliporecollege.ac.in'. The navigation menu includes 'CU Question Paper 2020', 'Answer paper Upload', 'Answer script Evaluation', 'Casual Admission', 'CMS Login', 'CU Notices', 'LMS', 'Merit List', 'Online Admission', 'Online Fees', and 'Quick Links'. The 'Online Fees' link is highlighted with a red arrow. Below the navigation menu, there is a section for 'New Alipore College' with its logo, founding year (1963), affiliation (University of Calcutta), and NAAC accreditation (Grade B+). A large red arrow points to the 'Online Fees' link in the navigation menu. At the bottom, there is a section for 'ACADEMIC NOTICE' with a sub-section for 'ADMISSION NOTICE' and a 'VIRTUAL LEARNING' banner for New Alipore College.

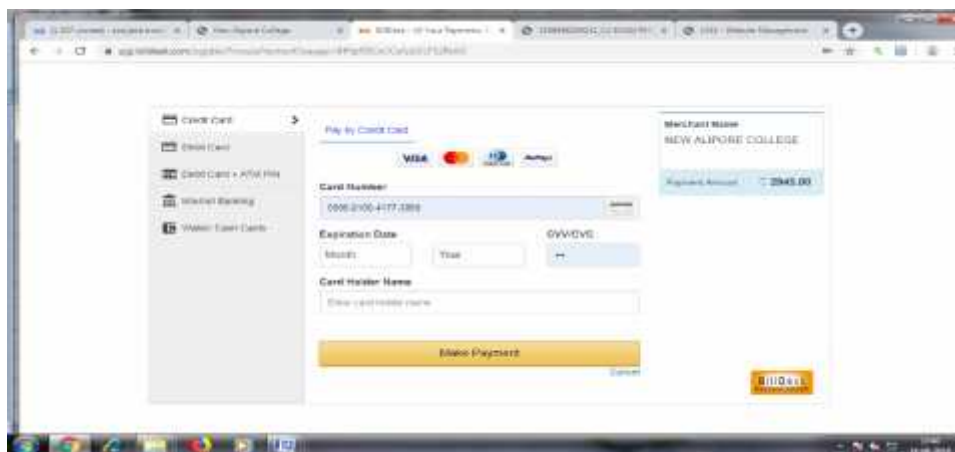
Step 3: You will get the Page given below:



Step 4: Select - Yearly Admission Fee → 3rd / 5th Semester → Select B.A. / B.Sc. / B.Com. → Select 2020-2021 → Enter your Roll No as User ID → Enter DOB [DDMMYYYY] as password → After "Sign in" you will get:



Step 5: Verify Your Details & Click on “PAY” and will get the page given below:



Step 6: Print the Challan after online payment for future reference.

Note: If any student fails to login for online payment please contact **Mr. Jainal Abedin** (Mobile Number: 81459 - 25120).

Principal
New Allpore College
Block-I, New Allpore
Kolkata - 700 053