



Phone : (033) 2407-1828  
Mobile : 9432207607

# NEW ALIPORE COLLEGE

GOVT. SPONSORED ■ NAAC ACCREDITED - GRADE A (2023) ■ ISO Certified (IN12629A)  
NEW ALIPORE, KOLKATA-700 053  
E-mail : newaliporecollege@yahoo.co.in ■ principal@newaliporecollege.ac.in  
Website : www.newaliporecollege.ac.in

Ref. No. NAC/26/N/71

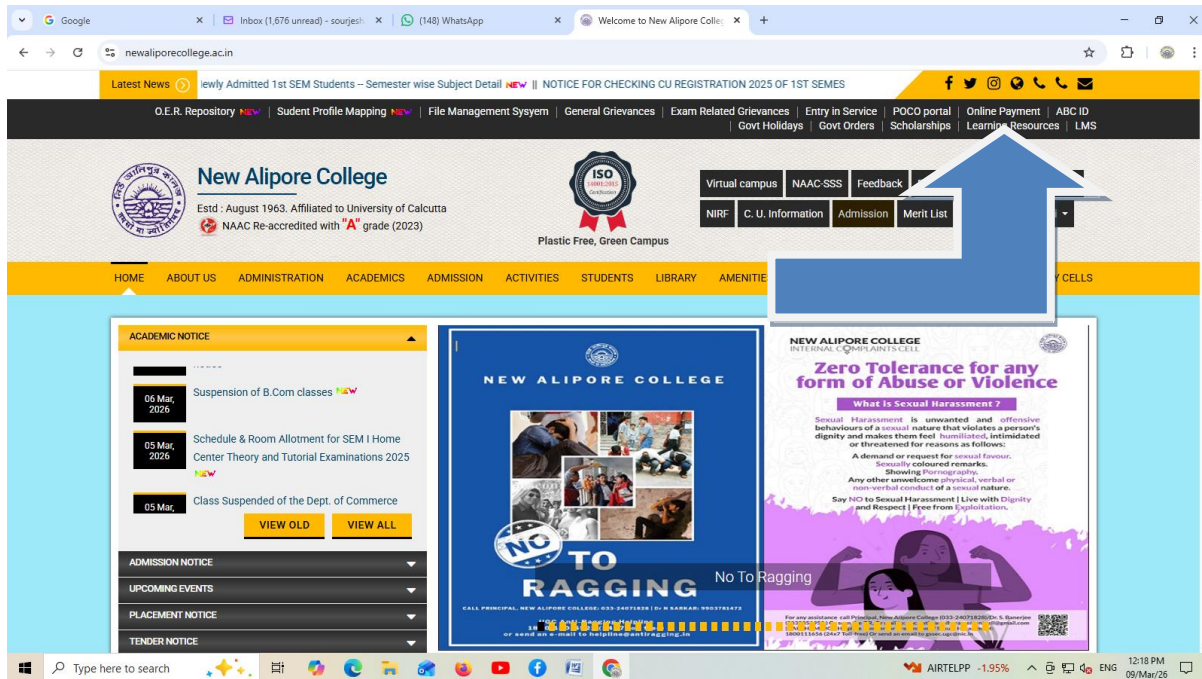
Date 24.04.2026

## ADMISSION NOTICE

For taking Admission to 4<sup>th</sup> Semester of B.A, B.Sc and B.Com (4-Yr Major & 3-Yr Minor) under CCF students are directed to follow the instruction for online deposit of Admission Fees from 30.04.2026 to 16.05.2026 (no fees will be collected in offline mode).

Step 1: Type URL: [www.newaliporecollege.ac.in](http://www.newaliporecollege.ac.in)

Click on



**Note: Print the Challan after online payment. If any students fails to login for online payment please contact College Office immediately.**

**Principal**  
New Alipore College  
Block-I, New Alipore  
Kolkata - 700 053

# Step-By-Step Procedure to Take Admission

Website Link: <https://nacerp.in/cx/>

## Step - 1

1. Visit this above website & fill the following details

(e.g. Student ID, Date of Birth, Password)

**Student ID:** Remove the first ' 0 ' & ' - ' from Registration Number then put that as Student ID.

**Example:** If **Registration No:** 023-1211-0001-23 **then**

**Student ID:** 231211000123

**Date of Birth:** 12-11-2004 [DD-MM-YYYY]

**Password:** 20239 [College Roll]

Fill the Details & Click on 'Login'

Welcome to  
**New Alipore College**

**CampusXpert**  
Integrated College Management System

**Student Log In**

Student ID (SRN)  
231211000123

Date of Birth  
12-11-2004

Password  
.....

[Forgot Password](#)

**Log in**

Terms & Condition | Refund | Cancellation Policy | Privacy Policy | Privacy Policy  
© 2023 All Right Reserved. Powered by: Infonetics

## Step - 2

After Successful Login Check the Right Side For Pay Button

The screenshot shows the student dashboard for New Alipore College. The top navigation bar includes links for Dashboard, Profile, Courses, Fees, Attendance, Grievance, Results, Hostels, News, and Change Password. The student's profile information is displayed, including Student ID, Semester, Roll, Email, Course, and Mobile. A prominent orange box on the right side of the dashboard contains the text "₹ 3845 (IS DUE)" and "Please pay within: 31-12-2025", with a red arrow pointing to a "Pay" button. Below the profile information are eight colored tiles for Profile, Courses, Fees, Attendance, Grievance, Circulars, Results, and Biodata. A "Logout" button is located at the bottom center.

## Step - 3

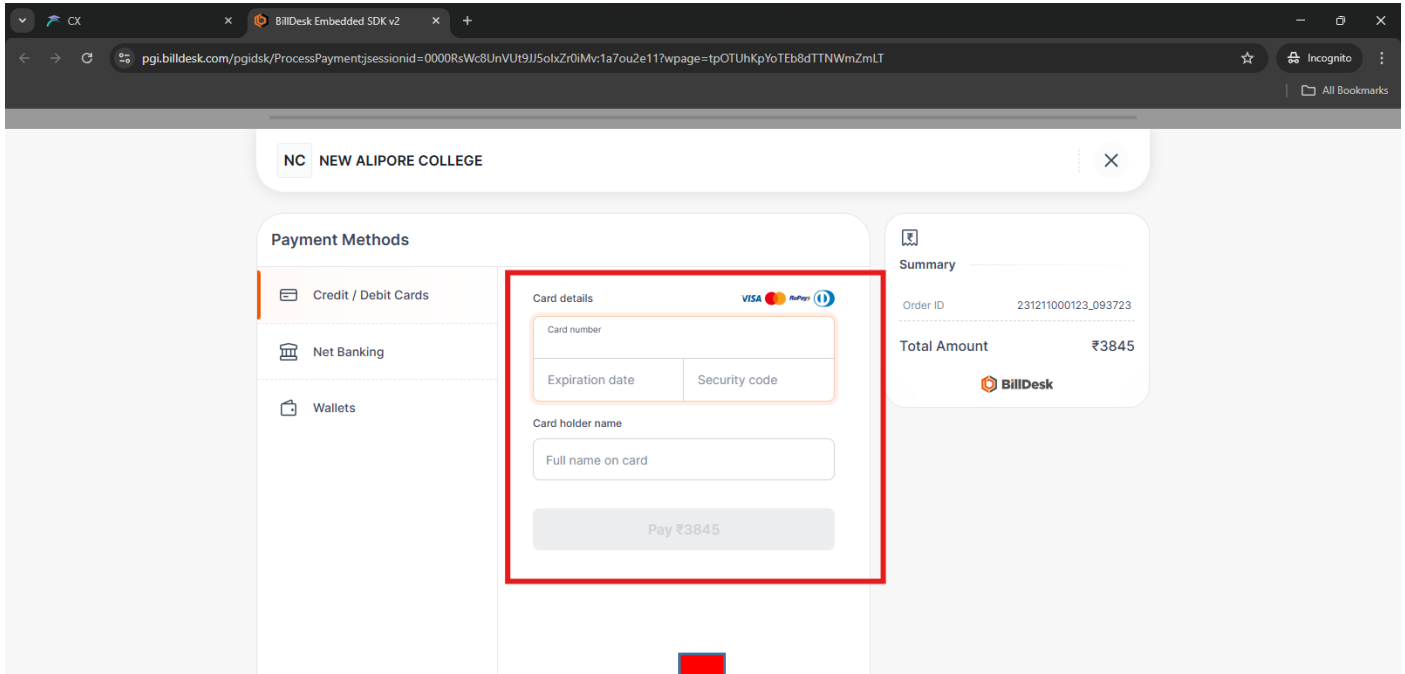
The screenshot shows the student dashboard for New Alipore College, specifically the 'payFees' page. The top navigation bar is the same as in Step 2. The student's profile information is displayed. Below the profile information, there are two main sections: 'Fees Breakup' and 'Payment Details'. The 'Fees Breakup' section is a table with two columns: 'Particulars' and 'Amount'. The 'Payment Details' section is an orange box containing information about the fees type, receipt number, schedule, due fees, and total fees, with a red arrow pointing to a 'Pay Now' button.

Particulars	Amount
SARASWATI PUJA	150
MAGAZINE FEES	100
SPORTS ACTIVITY	150
STUDENT ACTIVITY FEES	250
LIBRARY FEE	200
COST OF APPLICATION FORM	200
ADMISSION FEES	800
DEVELOPMENT FEES	900
MAINTENANCE FEE	400
NAAC Fees	100
SOCIAL & CULTURAL DEV. FEE	125
CONVEYANCE CHARGE	20
TUITION FEES	450

Fees Type	Regular
Receipt No	2*****12301
Schedule	24-09-2025 to 31-12-2025
Due Fees	3845
Total Fees	3845

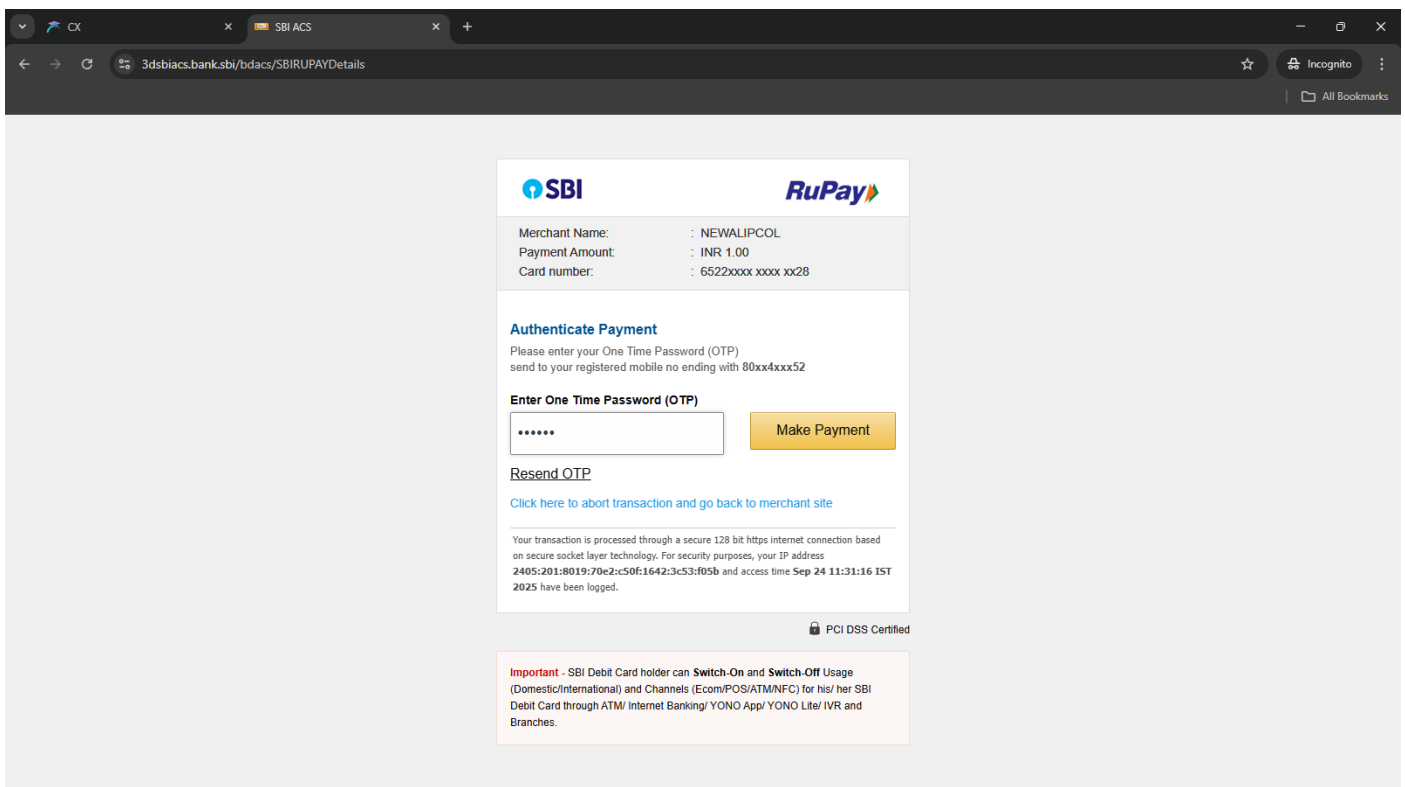
## Step - 4

### Fill the Card Details & Make the Payment



The screenshot shows a web browser window with the URL `pgi.billdesk.com/pgidsk/ProcessPayment?sessionid=0000RsWc8UnVUI9JJ5olxZr0iMv:1a7ou2e11?wpage=tpOTUHKpYoTFeb8dTTNWmZmLT`. The page header displays "NC NEW ALIPORE COLLEGE". The main content area is titled "Payment Methods" and includes a sidebar with "Credit / Debit Cards", "Net Banking", and "Wallets". The "Credit / Debit Cards" section is active, showing a "Card details" form with fields for "Card number", "Expiration date", "Security code", and "Card holder name" (Full name on card). A "Pay ₹3845" button is visible below the form. To the right, a "Summary" box displays "Order ID: 231211000123\_093723" and "Total Amount: ₹3845".

## Step - 5



The screenshot shows a web browser window with the URL `3dsbiacs.bank.sbi/bdacs/SBIRUPAYDetails`. The page features the SBI and RuPay logos at the top. Below the logos, the merchant information is displayed: "Merchant Name: NEWALIPCOL", "Payment Amount: INR 1.00", and "Card number: 6522xxxx xxxx xx28". The main section is titled "Authenticate Payment" and contains the instruction: "Please enter your One Time Password (OTP) send to your registered mobile no ending with 80xx4xxx52". There is a text input field for the OTP, a "Make Payment" button, and a "Resend OTP" link. A link to "Click here to abort transaction and go back to merchant site" is also present. At the bottom, a security notice states: "Your transaction is processed through a secure 128 bit https internet connection based on secure socket layer technology. For security purposes, your IP address 2405:201:8019:70e2:c50f:1642:3c53:f05b and access time Sep 24 11:31:16 IST 2025 have been logged." A "PCI DSS Certified" logo is visible at the bottom right. An important note at the bottom left states: "Important - SBI Debit Card holder can Switch-On and Switch-Off Usage (Domestic/International) and Channels (Ecom/POS/ATM/NFC) for his/ her SBI Debit Card through ATM/ Internet Banking/ YONO App/ YONO Lite/ IVR and Branches."

## Step - 6



Dashboard Profile Courses Fees Attendance Grievance Results Hostels News Change Password

**P\*\*\*L S\*\*\*\*R**

Student ID: 2\*\*\*\*\*0123 Semester: 5 Session: 20252026

Payment Details

Payment Status	Payment Success	Receipt No	23121100012302
Transaction Date	24-09-2025 11:31:17	Transaction ID	BUR3E3X0X7F8CE
Fees Paid	3845.000	Fees Type	Regular

Receipt

**After successful payment, Students have to print this receipt.**

**Note:** If any student pay their semester fees by choosing UPI option or QR Code, Please pay using any Desktop computer or laptop for payment

**[Please Avoid Payment through mobile for UPI or QR]**